

Overview of Childhood Injury Morbidity and Mortality in the U.S. Fact Sheet (2015)

Fatalities

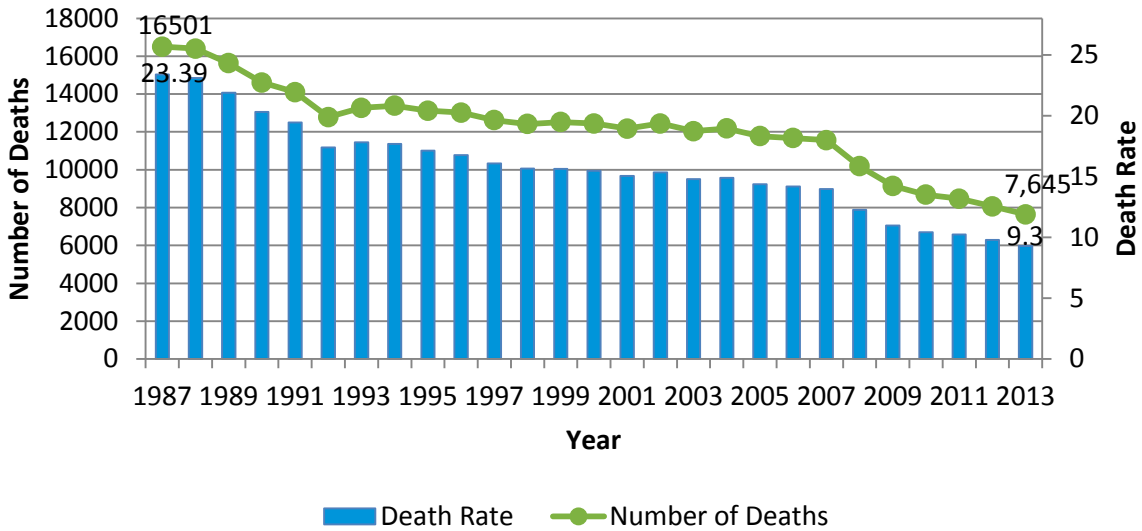
- The death rate from unintentional injuries declined by 60% from 1987 to 2012.¹
 - In 1987, 16,501 children ages 19 and under died from unintentional injuries, and the death rate was 23.39 per 100,000 children.¹
 - In 2013, 7,645 children ages 19 and under died from unintentional injuries, and the death rate was 9.3 per 100,000 children.¹
 - The number of unintentional injury deaths fell by 53.7% during this time period.¹

The five leading causes and number of unintentional injury-related deaths, by age group, United States, 2013²

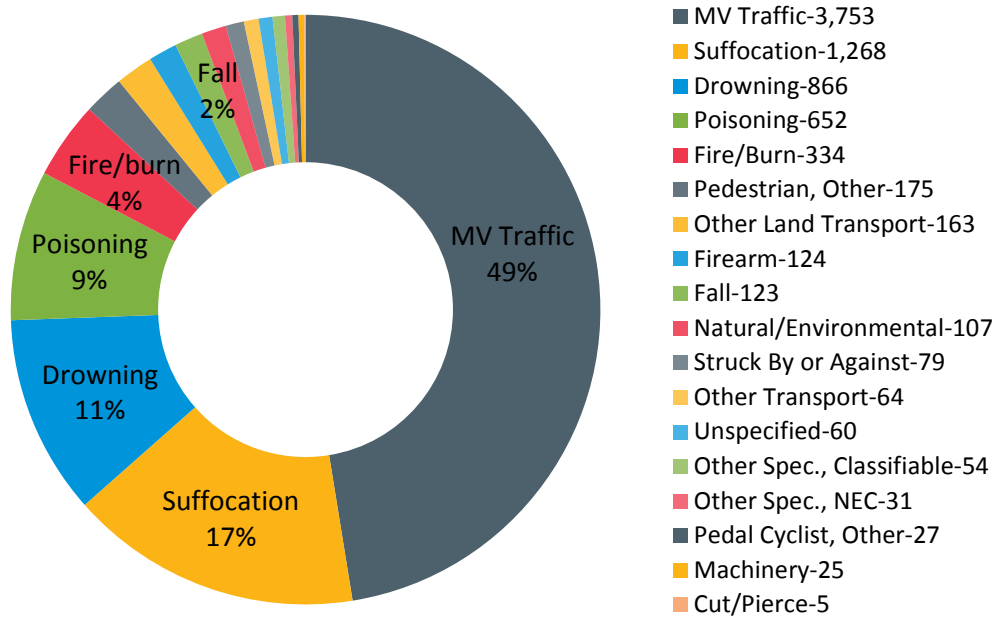
Rank	Age <1 (n=1,156)	Ages 1-4 (n=1,316)	Ages 5-9 (n=746)	Ages 10-14 (n=775)	Ages 15-19 (n=3,652)
1	Suffocation 979 (84.7%)	Drowning 393 (29.9%)	MV Traffic 342 (45.8%)	MV Traffic 414 (53.4%)	MV Traffic 2,338 (64.0%)
2	MV Traffic 66 (5.7%)	MV Traffic 327 (24.8%)	Drowning 116 (15.5%)	Drowning 93 (12.0%)	Poisoning 587 (16.1%)
3	Drowning 23 (2.0%)	Suffocation 161 (12.2%)	Fire/burn 87 (11.7%)	Other Land Transport 49 (6.3%)	Drowning 241 (6.6%)
4	Environment 19 (1.6%)	Fire/burn 129 (9.8%)	Suffocation 44 (5.9%)	Fire/burn 48 (6.2%)	Other Land Transport 69 (1.9%)
5	Fire/burn 17 (1.5%)	Pedestrian, Other 90 (6.8%)	Other Land Transport 29 (3.9%)	Suffocation 37 (4.8%)	Fall 62 (1.7%)



Unintentional injury fatalities and death rate among children ages 19 and under, 1987-2013¹



Causes of unintentional injury-related death among children 19 and under, 2013¹



Injuries

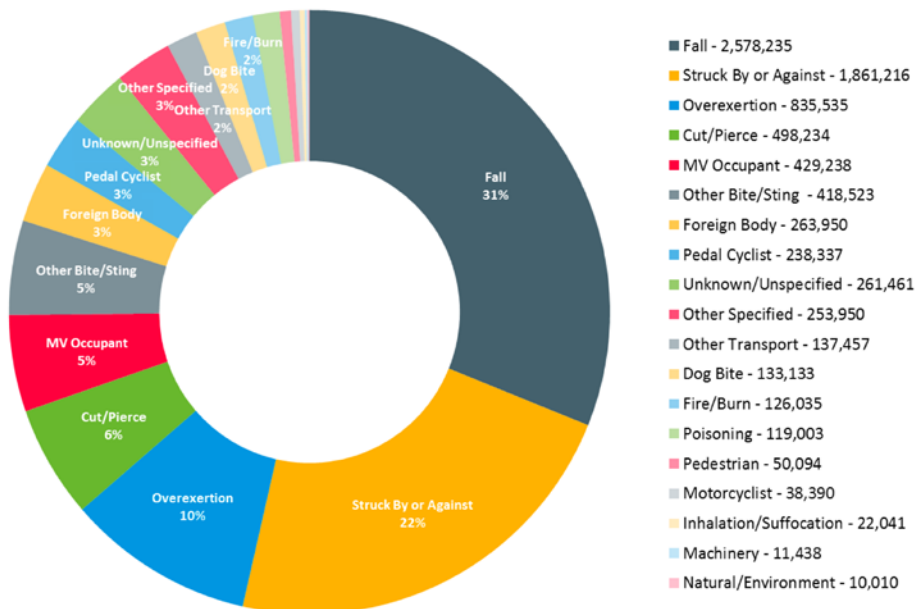
- The number and rate of non-fatal injuries has stayed relatively constant from 2001 to 2013. In 2013, an estimated 8,302,347 children ages 19 and under were seen in emergency departments for nonfatal unintentional injuries, with an injury rate of 10.0 per 100 children.¹
- Said another way, 1 in 10 children ages 19 and under will be seen in an emergency department for a non-fatal unintentional injury.

The five leading causes and number of unintentional nonfatal injuries, by age group, United States, 2013³

Rank	Age <1 (n=243,085)	Ages 1-4 (n=1,966,824)	Ages 5-9 (n=1,718,720)	Ages 10-14 (n=2,015,002)	Ages 15-19 (n=2,358,715)
1	Fall 134,229 (55.2%)	Fall 852,884 (43.4%)	Fall 624,890 (36.4%)	Struck By/Against 561,690 (27.9%)	Struck By/Against 530,301 (22.5%)
2	Struck By/Against 28,786 (11.8%)	Struck By/Against 336,917 (17.1%)	Struck By/Against 403,522 (23.5%)	Fall 558,177 (27.7%)	Fall 408,054 (17.3%)
3	Other Bite/Sting 12,186 (5.0%)	Other Bite/Sting 158,587 (8.1%)	Cut/Pierce 112,633 (6.6%)	Overexertion 294,669 (14.6%)	Overexertion 360,680 (15.3%)
4	Foreign Body 10,650 (4.4%)	Foreign Body 139,597 (7.1%)	Other Bite/Sting 107,975 (6.3%)	Cut/Pierce 114,285 (5.7%)	MV-Occupant 263,871 (11.2%)
5	Other Specified 10,511 (4.3%)	Cut/Pierce 83,575 (4.2%)	Overexertion 93,612 (5.4%)	Pedal Cyclist 84,732 (4.2%)	Cut/Pierce 180,602 (7.7%)



Causes of unintentional nonfatal injuries among children 19 and under, 2013¹



References

¹ Centers for Disease Control and Prevention, National Center for Injury Prevention and Control. Web-based Injury Statistics Query and Reporting System (WISQARS). National Center for Injury Prevention and Control Website. Unintentional fatal and nonfatal injuries, children ages 19 and under. Available from: <http://www.cdc.gov/injury/wisqars/index.html>. Accessed February 23, 2015.

² National Vital Statistics System from the National Center for Health Statistics, Centers for Disease Control and Prevention; accessed through WISQARS. Percent of all age-specific injury-related deaths in parentheses. Available from: <http://www.cdc.gov/injury/wisqars/index.html>. Accessed February 23, 2015.

³ Centers for Disease Control and Prevention, National Center for Injury Prevention and Control. Web-based Injury Statistics Query and Reporting System (WISQARS). National Center for Injury Prevention and Control Website. 10 Leading Causes of Nonfatal Unintentional Injuries, United States, 2013, All Races, Both Sexes, Disposition: All Cases, by age group. Based on data from NEISS All Injury Program operated by the Consumer Product Safety Commission (CPSC). Available from: <http://www.cdc.gov/injury/wisqars/index.html>. Accessed February 23, 2015.

Last updated February 2015. If you have a question about this factsheet, please call 202-662-0600.

